



DynAmp

# LKAT2 Portable

High Current, Portable, Multi-size Head  
AC / DC Current Measurement System



## Description

DynAmp's new LKAT2 Portable is a lightweight, extremely rugged and easy to use AC / DC measurement system for currents up to 150kA. Based on DynAmp's well-proven 3<sup>rd</sup> Generation OLOP technology, primary measurement accuracy is 0.25%

The typical system is offered with a variety of Head 'Sides' enabling one system to measure almost any current on a wide variety of bus bar sizes.

System power is 18...36VDC supplied by the included mains power adapter or optionally, an external DC source such as plant safety supply or even battery.

All standard components are delivered in an easily handled hard side carrying case that meets standard airline luggage size and weight limits. No oversize or weight baggage fees.

## Application Examples

- Verify current efficiency of power conversion systems and electrolysis processes such as Chlor / Alkali.
- Determine current balance / distribution in parallel bus-work.  
e.g. One DC source supplying multiple electrolyzers.  
e.g. Parallel bus bars / risers between aluminium pots
- Measure AC current and balance of rectifier transformer secondaries where currents are too high for ACCTs
- Check accuracy of transformer ACCTs
- Identify DC currents that may be flowing in AC systems.

## Key Features

- System is compact, light-weight, rugged and easy-to-use
- Industry standard output signals for user instrumentation.
- Optional second, fully isolated and independently scaled analog output signal. For example, the main output can be scaled for 20kA with a 'dead' zero (0 amps = 0mA) while the second analog output can be scaled for 100kA with a live zero for process control purposes (0 amps = 4mA). Both measurement signals can be converted to voltage signals via plug on adapters.
- When assembled, Head Sides, interconnection cables and all Metering Unit connections are IP65 rated.
- Low voltage DC operation allows system to be powered by included mains power adapter, safety mains supplies or even batteries.

## Standard System Includes


- 4 or 6 Measuring Head Sides with connection cables (4 Sides assemble to one complete Measuring Head)
- Specially designed bus bar mounting brackets for temporary installation of Measuring Head on both running/horizontal and vertical/rising bus bars
- Inter-connection cable (ITC) accepts 4 Head Side cables on one end, and connects to Metering Unit on the other end.
- Metering Unit with
  - One analog output signal
  - One configurable current level alarm with LED indication
  - One Accuracy Diagnostics Alarm with LED indication
- Mains power adaptor with EU and US/Japan cords.
- Instrumentation signal output cable with banana jacks for connection to user's measurement instrumentation.
- Plug-on adaptors to convert mA measurement signal to a variety of voltage signals for user's instrumentation.
- 1 year warranty
- Hard Side Carrying Case



# LKAT2 Portable

High Current, Portable, Multi-size Head  
AC / DC Current Measurement System

- Straight Head 'Sides' are compact, easy to pack and allow measurement of multiple bus bar sizes. Standard configuration includes 3 pairs of Head Sides.




- The cables from an assembled Measuring Head ( 4 Head Sides ) connect to 1 interconnection (ITC) cable for signal transmission to the Metering Unit.



- The Metering Unit is powered by 18...36V from the included universal power adapter or an external DC supply. Even battery.



- Industry standard measurement signal output is easily changed from mA to a variety of voltage signals using included plug-on adapters.



This allows simple banana jack connection to standard digital multi-meters, oscilloscopes, recorders / dataloggers, or process control system analog inputs.

## Options

- **Protection Extensions ( PE )**

PE adds a second, fully isolated analog output which is independently configured and scaled. This allows one system to have two measurement ranges.

PE also adds 2 additional alarms for a total of 3. Each can be configured to visually signal reverse or various current levels.

- **Low Accuracy Internal Display with RMS conversion**

Displays bus current on a 3.5 digit digital display behind the clear Metering Unit front door. The option also includes an RMS converter to provide current display in AC measurement applications.

NOTE: This option changes Metering Unit maximum ambient temperature from 60°C to 50°C

## Accessories

- **Extended ITC Cable**

Systems are supplied with standard # meter (## ft.) interconnecting cable between Head Sides and Metering Unit. Custom cable lengths are available in 1m increments.

- **Process Signal Output Cable**

Used in place of standard banana jack terminated cable. Allows easier connection to process control systems for longer term use.

Also provides connections to system relay contacts.

- **Process Power Supply Cable**

Used in place of standard power adapter. Allows direct connection to external DC supply.





# LKAT2 Portable

High Current, Portable, Multi-size Head  
AC / DC Current Measurement System

## • LKAT2 Functional Tester

Hand-held test set allows users to verify system operation, scaling and output signals as well as test / change alarm points. See Datasheet D\_LKAT\_MUT for details. This adds significant confidence in measurement performance after transportation



## • Accessory Carry Bag

Soft Sided 'bag' for transport of accessories

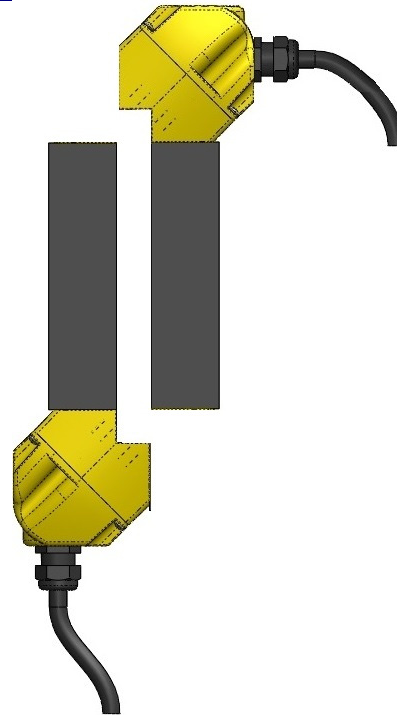


## Ordering Information


Complete the LKAT2 Portable System Worksheet  
(available soon at [www.DynAmp.com](http://www.DynAmp.com) on LKAT page)  
Submit to DynAmp for offer / quotation and system item numbers for ordering.

For RUSH requirements, DynAmp stocks some standard LKAT2 Portable configurations for quick ship.  
Contact DynAmp for additional details.

## Head Side Pair

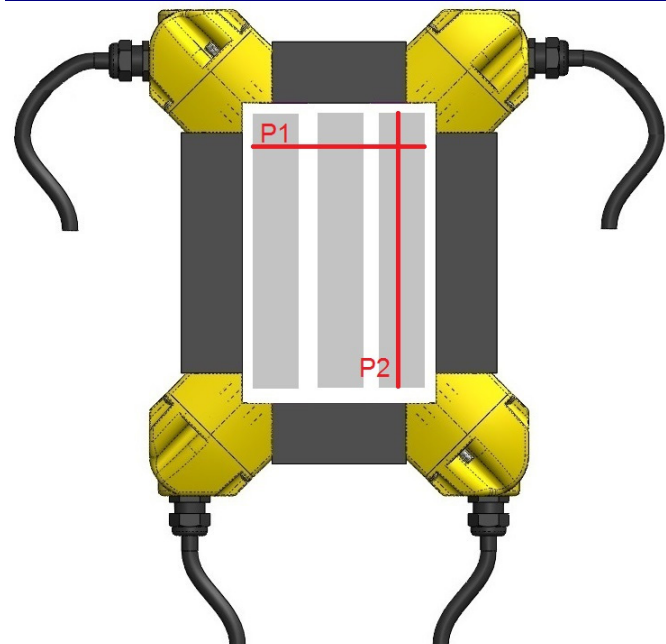


## Head Width



Head Side sizes start at 60mm (to fit either a P1 or P2 bus dimension of  $\leq 60$ mm) and increase in 30mm steps

## Assembled Measuring Head






# LKAT2 Portable

High Current, Portable, Multi-size Head  
AC / DC Current Measurement System

## Specifications

<b>MAIN ANALOG SIGNAL OUTPUT</b>									
Main Output Full-Scale Measuring Range	±5kA to ±150kA ( <i>Contact factory for full-scale Measuring ranges &gt; 100kA</i> )								
Signal Output Type (configurable) mA output max. burden : 10V max. loop/load resistance : 500Ω  V output : via plug-on converters	<table border="0"> <tr> <td><u>Zero kA</u></td> <td><u>± Full-scale kA</u></td> </tr> <tr> <td>0mA</td> <td>±20mA max.</td> </tr> <tr> <td>4mA</td> <td>+20 &amp; -12mA</td> </tr> <tr> <td colspan="2">20mA converted to 1, 2, 5, 10 Volts</td> </tr> </table>	<u>Zero kA</u>	<u>± Full-scale kA</u>	0mA	±20mA max.	4mA	+20 & -12mA	20mA converted to 1, 2, 5, 10 Volts	
<u>Zero kA</u>	<u>± Full-scale kA</u>								
0mA	±20mA max.								
4mA	+20 & -12mA								
20mA converted to 1, 2, 5, 10 Volts									
Signal Output Calibration Accuracy * Head Side Pairs 1 and 2 Head Side Pairs 1 and 3 Head Side Pairs 2 and 3	<table border="0"> <tr> <td>±0.25% full-scale</td> </tr> <tr> <td>±0.50% full-scale</td> </tr> <tr> <td>Not specified : typical ±0.75% full-scale</td> </tr> </table>	±0.25% full-scale	±0.50% full-scale	Not specified : typical ±0.75% full-scale					
±0.25% full-scale									
±0.50% full-scale									
Not specified : typical ±0.75% full-scale									
Linearity Error *	±0.1% of full-scale								
Repeatability Error Limits *	±0.1% of full-scale								
Response Time (t <sub>d</sub> ) *	≤ 50 μs								
di/dt Accurately Followed *	500 A/μs								
Frequency Response *	Switch selectable low-pass filter : No filter / 330hz / 660hz (refer to Figure 3.1 for additional info.)								
Temperature Sensitivity	±50ppm/°C or better								
Mains Voltage Sensitivity	±0.001%/V								
* At DynAmp reference conditions : Ambient 25°C ± 2°C (77°F ± 4°F) / Mains 120/240V AC RMS, 60Hz ± 1Hz									
<b>MAIN STATUS INDICATORS</b>									
Accuracy Diagnostics Accuracy Diagnostics Status LEDs  Accuracy Diagnostics Status Relay <i>(Relay contacts only available via optional process cable)</i>	Monitors system function Green LED indicates proper operation Red LED indicates operational problem Relay coil de-energizes when operational problem detected or mains power lost.								
Over / Reverse Current Trip Setpoint ( Factory and Field configurable )  Over / Reverse Current Status LEDs  Over / Reverse Current Status Relay <i>(Relay contacts only available via optional process cable)</i>	Configurable to trip on either over current (+5...+100% of full-scale) or reverse current (-5%...-100% of full-scale). Setpoint accuracy ±2% Green indicates operation OK – No Trip Red indicates measured current exceeds Trip Setpoint Relay coil de-energizes when measured current exceeds Setpoint or mains power lost.								
All Relay Functions <i>(Relay contacts only available via optional process cable)</i>	Form C : Normally Open and Normally Closed Contacts ( non-latching )								
All Relay Contact Ratings <i>(Relay contacts only available via optional process cable)</i>	120/250 VAC : 8A    30 VDC : 8A Relay response time 10mS typical								



# LKAT2 Portable

High Current, Portable, Multi-size Head  
AC / DC Current Measurement System

<b>OPTION : PROTECTION EXTENSIONS ( PE )</b>	
PE Full Scale Measuring Range <i>(scaled independently and isolated from main output)</i>	±5kA to ±200kA <i>( Contact factory for Measuring ranges &gt; 100kA )</i>
PE analog output configuration and specifications	Same as Main output above with all scaling and configuration independent from Main output
PE Over / Reverse Current Trip Setpoints – Qty(2) ( Factory and Field Configurable ) <i>(Relay contacts only available via optional process cable)</i>	2 independent Setpoints, 2 independent LEDs and 2 independent relays. Function and specification same as Main Over / Reverse function above
<b>OPTION : <u>LOW</u> ACCURACY INTERNAL DIGITAL DISPLAY</b>	
Digital Display of Bus Current in kA units	3 ½ Digit Green LCD ( ± 2.0 % Full-scale )
Displayed Value (configurable)	DC or True RMS
<b>NOTE:</b> <i>Optional display reduces maximum ambient temperature of Metering Unit to 50°C</i>	
<b>GENERAL</b>	
Input Power <i>(any voltage within the specified range can be connected without any wiring changes)</i>	18 to 36Vdc. Included Adaptor for 100...240VAC 50...60Hz. <i>(US / Japan and EU mains power cords included )</i> Optional Rechargeable battery pack ( future )
Power Consumption (max)	< 30VA
Working Voltages: Signal Output to Metering Unit Low Voltage Circuit Bus to Metering Unit Low Voltage Circuit	450Vrms 1500Vdc
Isolation : Measuring Head surface to signal outputs Mains supply to signal outputs Mains or signal output to chassis	6000Vrms for 1 minute 1000Vrms for 1 minute 2000Vrms for 1minute
Installation Category	III
Pollution Degree	2
<b>ENVIRONMENTAL</b>	
Operating Ambient Temperature Range of Metering Unit	-10°C to 60°C (14°F to 140°F)
Operating Ambient Temperature Range of Measuring Head	-20°C to 80°C (-4°F to 176°F)
All Connections at Head and Metering Unit Mains Power connectors at Mains Power adapter Signal output cable at banana jack connection	IP65 rating after connectors mated IP 22 rating IP 22 rating



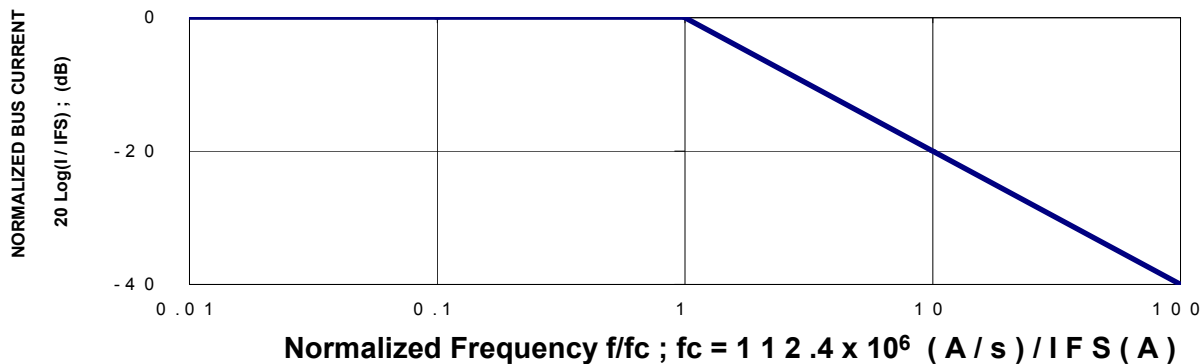
# LKAT2 Portable

High Current, Portable, Multi-size Head  
AC / DC Current Measurement System

PHYSICAL	
Assembled Measuring Head ( 4 Sides )	Typically 1 to 6 kg (3 to 13lbs.)
Head Side Cable (per segment)	2m (6.7 ft.) : Fixed to Head Side. Connector for ITC Cable on opposite end
1pc Interconnection Cable (ITC) Optional custom lengths are available	5m (16 ft.) : 4 Head Side Cables connect at one end, 2 connectors for Metering Unit on opposite end
Metering Unit	211 x 254 x 112mm, Typically 4kg
Instrument Output Cable	0.5m (1.6 ft.) : Custom lengths available Measurement signal(s) only, no relay connections Connector for Metering Unit on one end, banana jacks for signal output(s) on opposite end
Option : Process Output Cable	10m (33 ft.) : Custom lengths available Measurement signal(s) and relay connections Connector for Metering Unit on one end, unterminated wires on opposite end
Mains Power Adapter Cable / Set	2m (6.6 ft.) : custom lengths are available Metering Unit connector on one end, plug-on mains power cord on opposite end ( USA and EUR mains power cable supplied, others available on request )
Carrying / Transport Cases	Hard side carrying case included (additional soft side case with optional assemblies )

**Figure 3.1**  
**LKAT2p Frequency Response without internal low-pass filters switched into circuit**

**Normalized LKAT2p Bandwidth**



F.S. Bus Current (kA)	5 to 50	60	70	80	90	100
Corner Frequency (kHz)	2.248	1.873	1.606	1.405	1.249	1.124